

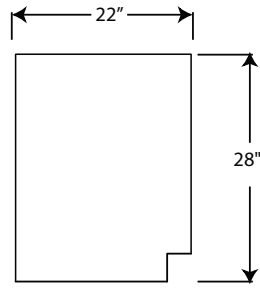


PLASTIC  
LAMINATE  
CASEWORK



# Table of Contents

	Page Number
<b><u>Base Cabinets</u></b>	
Sitting Height .....	2-3
ADA Height .....	4-5
Standing Height .....	6-7
<b><u>Wall Cabinets</u></b> .....	8-10
<b><u>Tall Cabinets</u></b> .....	11-12
<b><u>Casework Trim &amp; Fillers</u></b> .....	13-15



Section View

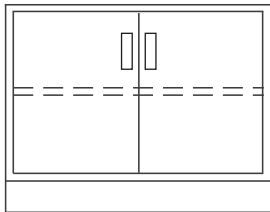
**Cabinet Features**

Adjustable shelf on all units except all drawer units.

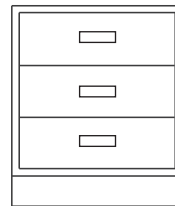
Work surfaces to be ordered separately.

Please specify type of handles required prior to order, i.e. wired pull or recessed pull

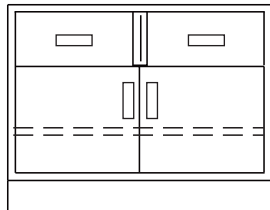
Contact our sales team for further details and drawings.



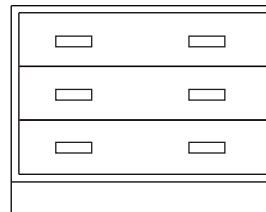
- PL101-30
- PL101-36
- PL101-42
- PL101-48



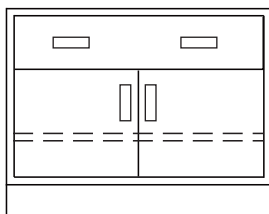
- PL102-15
- PL102-18
- PL102-21
- PL102-24



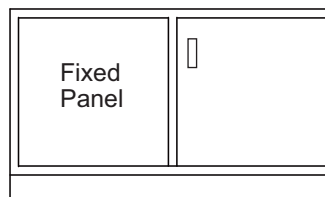
- PL103-30
- PL103-36
- PL103-42
- PL103-48



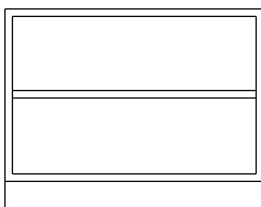
- PL104-30
- PL104-36
- PL104-42
- PL104-48



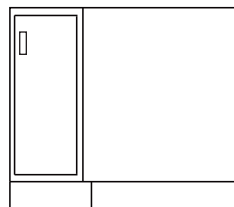
- PL105-30
- PL105-36
- PL105-42
- PL105-48



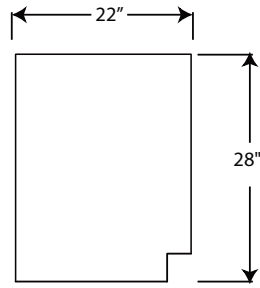
- PL106-L42
- PL106-R42
- PL106-L48
- PL106-R48



- PL107-12 PL107-30
- PL107-15 PL107-36
- PL107-18 PL107-42
- PL107-24 PL107-48



- PL108-R32



Section View

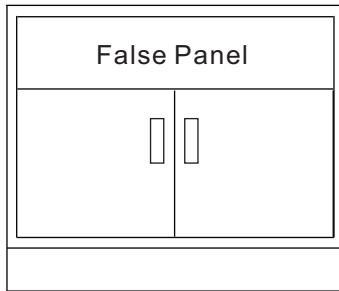
**Cabinet Features**

Adjustable shelf on all units except all drawer units.


Work surfaces to be ordered separately.

Please specify type of handles required prior to order, i.e. wired pull or recessed pull

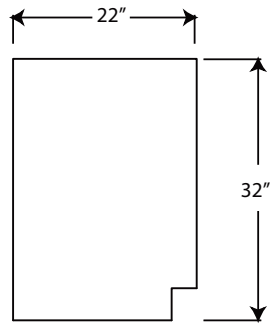
Contact our sales team for further details and drawings.



- PL109-30
- PL109-36
- PL109-42
- PL109-48



- PL1010-30
- PL1010-36
- PL1010-42
- PL1010-48



Section View

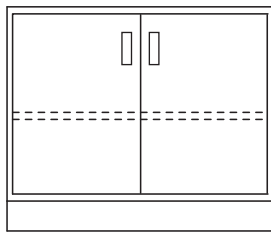
**Cabinet Features**

Adjustable shelf on all units except all drawer units.

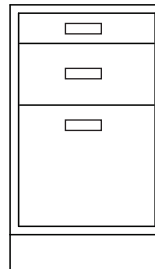
Work surfaces to be ordered separately.

Please specify type of handles required prior to order, i.e. wired pull or recessed pull

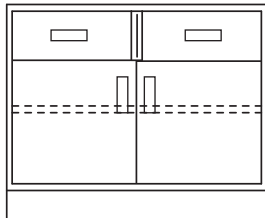
Contact our sales team for further details and drawings.




- PL111-30
- PL111-36
- PL111-42
- PL111-48



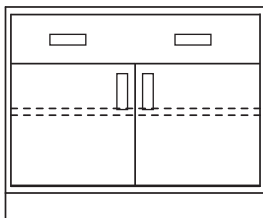
- PL112-15
- PL112-18
- PL112-21
- PL112-24



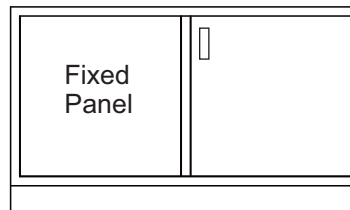
- PL113-30
- PL113-36
- PL113-42
- PL113-48



- PL114-12 PL114-30
- PL114-15 PL114-36
- PL114-18 PL114-42
- PL114-24 PL114-48

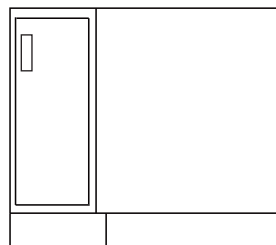


- PL115-30
- PL115-36
- PL115-42
- PL115-48

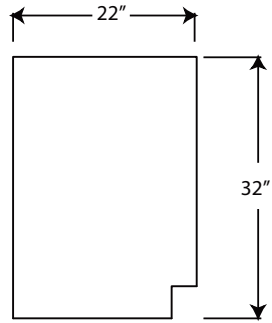


- PL116-L36
- PL116-R36
- PL116-L42
- PL116-R42
- PL116-L48
- PL116-R48

\*L= Left Hinge R= Right Hinge



- PL117-32



Section View

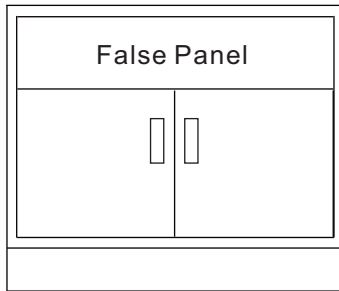
**Cabinet Features**

Adjustable shelf on all units except all drawer units.

Work surfaces to be ordered separately.

Please specify type of handles required prior to order, i.e. wired pull or recessed pull

Contact our sales team for further details and drawings.




PL117-30

PL117-36

PL117-42

PL117-48

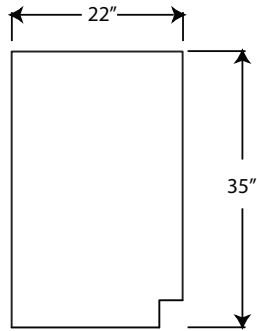


PL1010-30

PL1010-36

PL1010-42

PL1010-48



Section View

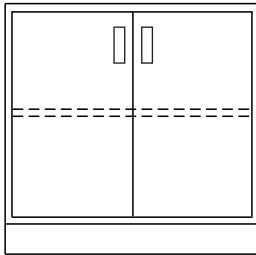
**Cabinet Features**

Adjustable shelf on all units except all drawer units.


Work surfaces to be ordered separately.

Please specify type of handles required prior to order, i.e. wired pull or recessed pull

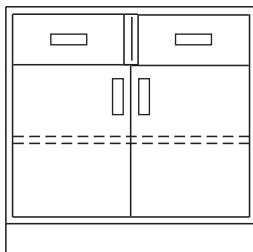
Contact our sales team for further details and drawings.



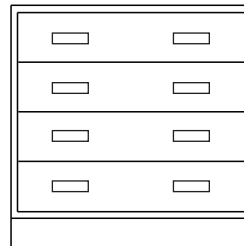
- PL121-30
- PL121-36
- PL121-42
- PL121-48



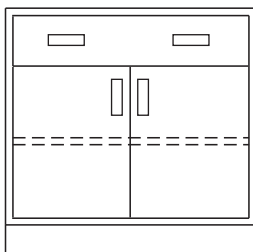
- PL122-12 PL122-30
- PL122-15 PL122-36
- PL122-18 PL122-42
- PL122-24 PL122-48



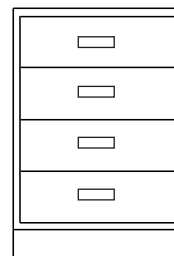
- PL123-30
- PL123-36
- PL123-42
- PL123-48



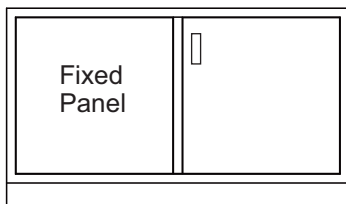
- PL124-30
- PL124-36
- PL124-42
- PL124-48



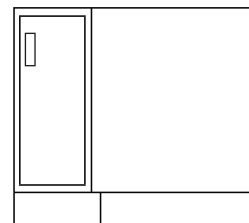
- PL125-30
- PL125-36
- PL125-42
- PL125-48



- PL126-15
- PL126-18
- PL126-21
- PL126-24



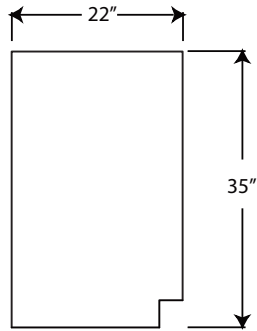
- PL127-L36
- PL127-R36
- PL127-L42
- PL127-R42
- PL127-L48
- PL127-R48



- PL128-L32
- PL128-R32

\*L= Left Hinge R= Right Hinge

\*L= Left Hinge R= Right Hinge



Section View

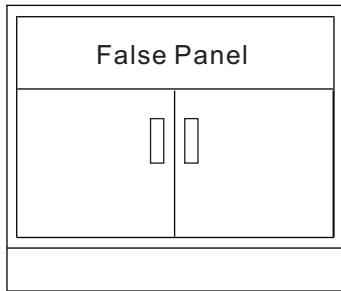
**Cabinet Features**

Adjustable shelf on all units except all drawer units.


Work surfaces to be ordered separately.

Please specify type of handles required prior to order, i.e. wired pull or recessed pull

Contact our sales team for further details and drawings.

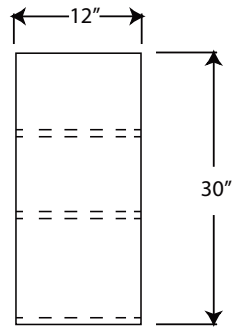


- PL129-30
- PL129-36
- PL129-42
- PL129-48



- PL1210-30
- PL1210-36
- PL1210-42
- PL1210-48





Section View

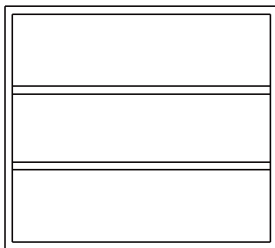
**Cabinet Features**

Please specify type of handles required prior to order, i.e. wired pull or recessed pull

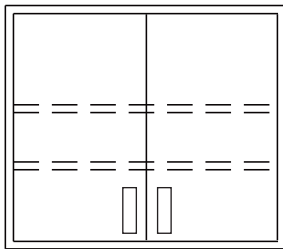
For 16" deep wall cabinets, please add "16" after the model number.

Example: PPW201-3016


Contact our sales team for further details and drawings.




- PLW201-12    PLW201-30
- PLW201-15    PLW201-36
- PLW201-18    PLW201-42
- PLW201-24    PLW201-48



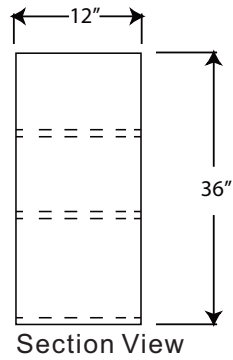
- PLW202-30
- PLW202-36
- PLW202-42
- PLW202-48



- PLW203-30
- PLW203-36
- PLW203-42
- PLW203-48



- PLW204-30
- PLW204-36
- PLW204-42
- PLW204-48




**Cabinet Features**

Please specify type of handles required prior to order, i.e. wired pull or recessed pull

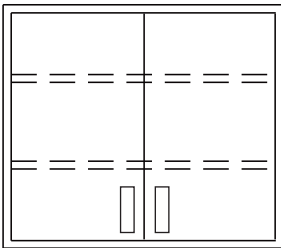
For 16" deep wall cabinets, please add "16" after the model number.

Example: PPW201-3016


Contact our sales team for further details and drawings.




- |           |           |
|-----------|-----------|
| PLW205-12 | PLW205-30 |
| PLW205-15 | PLW205-36 |
| PLW205-18 | PLW205-42 |
| PLW205-24 | PLW205-48 |



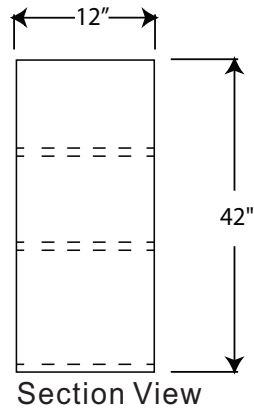
- PLW206-30  
 PLW206-36  
 PLW206-42  
 PLW206-48



- PLW207-30  
 PLW207-36  
 PLW207-42  
 PLW207-48



- PLW208-30  
 PLW208-36  
 PLW208-42  
 PLW208-48




**Cabinet Features**

Please specify type of handles required prior to order, i.e. wired pull or recessed pull


For 16" deep wall cabinets, please add "16" after the model number.

Example: PPW201-3016

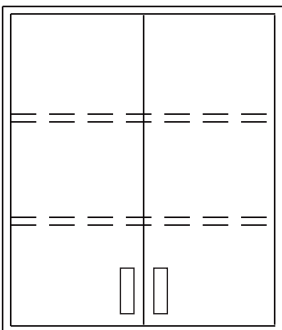
Contact our sales team for further details and drawings.




- PLW209-12 PLW209-30
- PLW209-15 PLW209-36
- PLW209-18 PLW209-42
- PLW209-24 PLW209-48



- PLW210-30
- PLW210-36
- PLW210-42
- PLW210-48



- PLW211-30
- PLW211-36
- PLW211-42
- PLW211-48



- PLW212-30
- PLW212-36
- PLW212-42
- PLW212-48

**Cabinet Features**

Please specify type of handles required prior to order, i.e. wired pull or recessed pull

Last two digits of model number indicate width of cabinet.

For example: PPT301-30, cabinet is 30" wide x 16" deep.


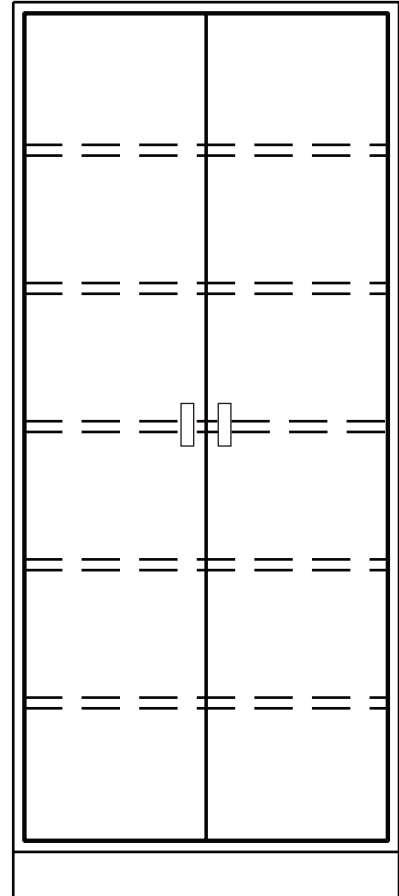
Contact our sales team for further details and drawings.

Hinged Solid Door  
Tall Storage Cabinets – 16" Deep

- PLT301-30
- PLT301-36
- PLT301-42
- PLT301-48

Hinged Solid Door  
Tall Storage Cabinets – 22" Deep

- PLT302-30
- PLT302-36
- PLT302-42
- PLT302-48



Hinged Framed Glass Door  
Tall Storage Cabinets – 16" Deep

- PLT303-30
- PLT303-36
- PLT303-42
- PLT303-48


Hinged Framed Glass Door  
Tall Storage Cabinets – 22" Deep

- PLT304-30
- PLT304-36
- PLT304-42
- PLT304-48

## BASE FILLERS

All fillers are formed to provide an installation free of exposed fasteners.

Fillers designed to be used with standard size casework as shown in this catalog.



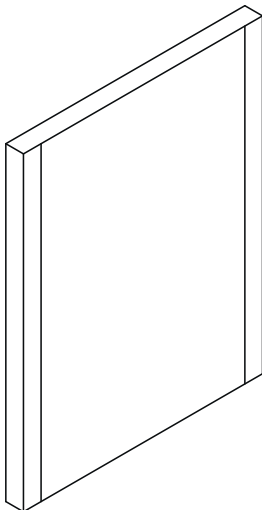
### Base - Corner Filler

Sitting Height 29" High	ADA Height 33" High	Standing Height 35" High
PFCL-01	PFCA-01	PFCH-01
PFCL-02	PFCA-02	PFCH-02



Sitting Height 28" High	ADA Height 32" High	Standing Height 35" High
PLFRL-01	PLFRA-01	PLFRH-01
PLFRL-02	PLFRA-02	PLFRH-02
PLFRL-03	PLFRA-03	PLFRH-03
PLFRL-04	PLFRA-04	PLFRH-04
PLFRL-05	PLFRA-05	PLFRH-05
PLFRL-06	PLFRA-06	PLFRH-06
PLFRL-07	PLFRA-07	PLFRH-07
PLFRL-08	PLFRA-08	PLFRH-08
PLFRL-13	PLFRA-13	PLFRH-13
PLFRL-14	PLFRA1-14	PLFRH-14

## Panel End Supports



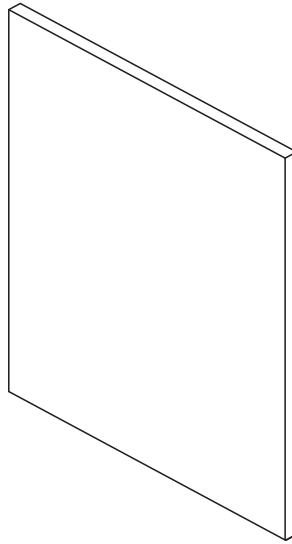
Sitting - 28" High	ADA - 32" High	Standing - 35" High
PLTPL-2822	PLTPL-3222	PLTPL-3522
PLTPL-2828	PLTPL-3228	PLTPL-3528
PLTPL-2829	PLTPL-3229	PLTPL-3529

# Casework Panels & Accessories

## REMOVABLE SPACE PANELS

All fillers are formed to provide an installation free of exposed fasteners.

Fillers designed to be used with standard size casework as shown in this catalog.



### Sitting Height 28" High Without Apron

PLKS0-12 PLKS0-42  
 PLKS0-15 PLKS0-48  
 PLKS0-18 PLKS0-54  
 PLKS0-21 PLKS0-60  
 PLKS0-24 PLKS0-66  
 PLKS0-30 PLKS0-72  
 PLKS0-36 PLKS0-ADJ

### ADA Height 32" High Without Apron

PLKS1-12 PLKS1-42  
 PLKS1-15 PLKS1-48  
 PLKS1-18 PLKS1-54  
 PLKS1-21 PLKS1-60  
 PLKS1-24 PLKS1-66  
 PLKS1-30 PLKS1-72  
 PLKS1-36 PLKS1-ADJ

### Standing Height 35" High Without Apron

PLKS2-12 PLKS2-42  
 PLKS2-15 PLKS2-48  
 PLKS2-18 PLKS2-54  
 PLKS2-21 PLKS2-60  
 PLKS2-24 PLKS2-66  
 PLKS2-30 PLKS2-72  
 PLKS2-36 PLKS2-ADJ

### Sitting Height 23 1/2" High With Apron

PLKS0-1204 PLKS0-4204  
 PLKS0-1504 PLKS0-4804  
 PLKS0-1804 PLKS0-5404  
 PLKS0-2104 PLKS0-6004  
 PLKS0-2404 PLKS0-6604  
 PLKS0-3004 PLKS0-7204  
 PLKS0-3604 PLKS0-ADJ04

### ADA Height 27 1/2" High With Apron

PLKS1-1204 PLKS1-4204  
 PLKS1-1504 PLKS1-4804  
 PLKS1-1804 PLKS1-5404  
 PLKS1-2104 PLKS1-6004  
 PLKS1-2404 PLKS1-6604  
 PLKS1-3004 PLKS1-7204  
 PLKS1-3604 PLKS1-ADJ04


### Standing Height 30 1/2" High With Apron

PLKS2-1204 PLKS2-4204  
 PLKS2-1504 PLKS2-4804  
 PLKS2-1804 PLKS2-5404  
 PLKS2-2104 PLKS2-6004  
 PLKS2-2404 PLKS2-6604  
 PLKS2-3004 PLKS2-7204  
 PLKS2-3604 PLKS2-ADJ04

## WALL FILLER - FRONT

All fillers are formed to provide an installation free of exposed fasteners.

Fillers designed to be used with standard size casework as shown in this catalog.



### Wall Cabinet 30" High 12" Deep

PLFWL-3001  
PLFWL-3002  
PLFWL-3003  
PLFWL-3004  
PLFWL-3005  
PLFWL-3006

### Wall Cabinet 36" High 12" Deep

PLFWL-3601  
PLFWL-3602  
PLFWL-3603  
PLFWL-3604  
PLFWL-3605  
PLFWL-3606

### Wall Cabinet 42" High 12" Deep

PLFWL-4201  
PLFWL-4202  
PLFWL-4203  
PLFWL-4204  
PLFWL-4205  
PLFWL-4206

### Wall Cabinet 30" High 16" Deep

PLFWH-3001  
PLFWH-3002  
PLFWH-3003  
PLFWH-3004  
PLFWH-3005  
PLFWH-3006

### Wall Cabinet 36" High 16" Deep

PLFWH-3601  
PLFWH-3602  
PLFWH-3603  
PLFWH-3604  
PLFWH-3605  
PLFWH-3606

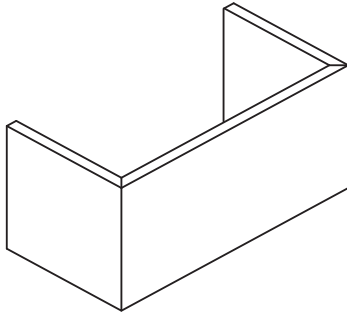
### Wall Cabinet 42" High 16" Deep

PLFWH-4201  
PLFWH-4202  
PLFWH-4203  
PLFWH-4204  
PLFWH-4205  
PLFWH-4206

## CEILING ENCLOSURES

All fillers are formed to provide an installation free of exposed fasteners.

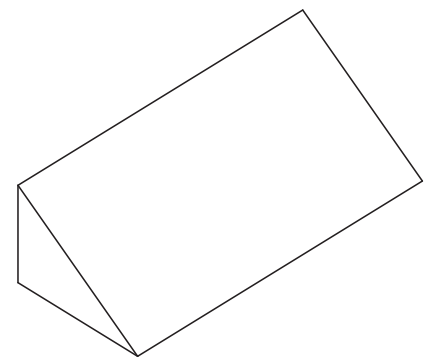
Fillers designed to be used with standard size casework as shown in this catalog.



12" Deep	16" Deep	18" Deep	22" Deep	24" Deep
PL530-1212	PL536-1612	PL537-1812	PL538-2212	PLCF-2412
PL530-1215	PL536-1615	PL537-1815	PL538-2215	PLCF-2415
PL530-1218	PL536-1618	PL537-1818	PL538-2218	PLCF-2418
PL530-1221	PL536-1621	PL537-1821	PL538-2221	PLCF-2421
PL530-1224	PL536-1624	PL537-1824	PL538-2224	PLCF-2424
PL530-1230	PL536-1630	PL537-1830	PL538-2230	PLCF-2430
PL530-1236	PL536-1636	PL537-1836	PL538-2236	PLCF-2436
PL530-1242	PL536-1642	PL537-1842	PL538-2242	PLCF-2442
PL530-1248	PL536-1648	PL537-1848	PL538-2248	PLCF-2448
PL530-1254	PL536-1654	PL537-1854	PL538-2254	PLCF-2454
PL530-1260	PL536-1660	PL537-1860	PL538-2260	PLCF-2460
PL530-1266	PL536-1666	PL537-1866	PL538-2266	PLCF-2466
PL530-1272	PL536-1672	PL537-1872	PL538-2272	PLCF-2472

## ANGLED SLOPE TOP

12" Deep	16" Deep	18" Deep	22" Deep	24" Deep
PL526-1212	PL522-1612	PL527-1812	PL524-2212	PL528-2412
PL526-1215	PL522-1615	PL527-1815	PL524-2215	PL528-2415
PL526-1218	PL522-1618	PL527-1818	PL524-2218	PL528-2418
PL526-1221	PL522-1621	PL527-1821	PL524-2221	PL528-2421
PL526-1224	PL522-1624	PL527-1824	PL524-2224	PL528-2424
PL526-1230	PL522-1630	PL527-1830	PL524-2230	PL528-2430
PL526-1236	PL522-1636	PL527-1836	PL524-2236	PL528-2436
PL526-1242	PL522-1642	PL527-1842	PL524-2242	PL528-2442
PL526-1248	PL522-1648	PL527-1848	PL524-2248	PL528-2448
PL526-1254	PL522-1654	PL527-1854	PL524-2254	PL528-2454
PL526-1260	PL522-1660	PL527-1860	PL524-2260	PL528-2460
PL526-1266	PL522-1666	PL527-1866	PL524-2266	PL528-2466
PL526-1272	PL522-1672	PL527-1872	PL524-2272	PL528-2472







**SAI SYSTEMS**

*Scientifically Advanced Interiors*

Toll Free: (866) 527-2970  
[sales@saisns.com](mailto:sales@saisns.com)  
[www.saisns.com](http://www.saisns.com)

BURNABY

TORONTO

HALIFAX