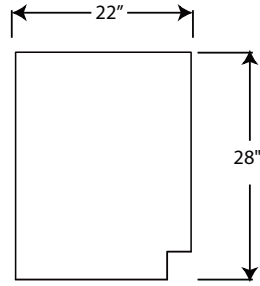




POLYPROPYLENE CASEWORK

Table of Contents

	Page Number
<u>Base Cabinets</u>	
Sitting Height	2-3
ADA Height	4-5
Standing Height	6-7
<u>Wall Cabinets</u>	8-10
<u>Tall Cabinets</u>	11
<u>Tables and Tables Assemblies</u>	12-13
<u>Casework Trim & Fillers</u>	14-17



Section View

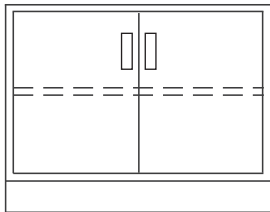
Cabinet Features

Adjustable shelf on all units except all drawer units.

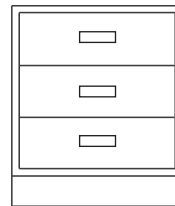
Work surfaces to be ordered separately.

Please specify type of handles required prior to order, i.e. wired pull or recessed pull

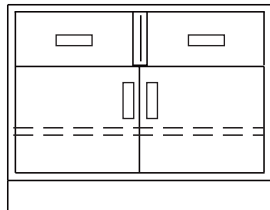
Contact our sales team for further details and drawings.



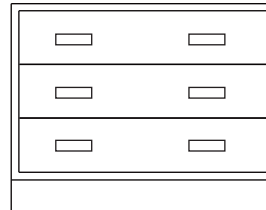
- PP101-30
- PP101-36
- PP101-42
- PP101-48



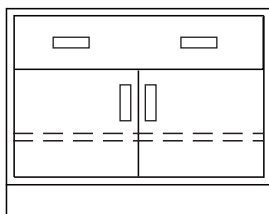
- PP102-15
- PP102-18
- PP102-21
- PP102-24



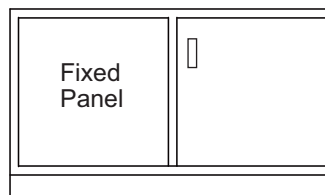
- PP103-30
- PP103-36
- PP103-42
- PP103-48



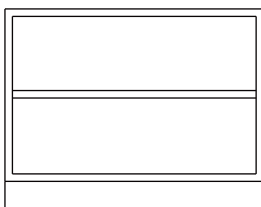
- PP104-30
- PP104-36
- PP104-42
- PP104-48



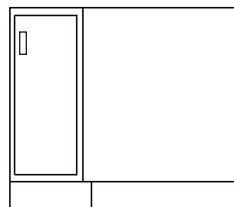
- PP105-30
- PP105-36
- PP105-42
- PP105-48



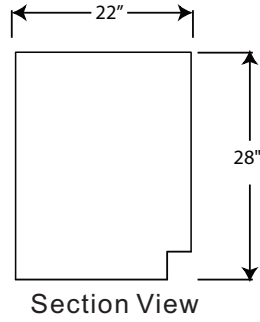
- PP106-L42
- PP106-R42
- PP106-L48
- PP106-R48



- PP107-12 PP107-30
- PP107-15 PP107-36
- PP107-18 PP107-42
- PP107-24 PP107-48



- PP108-R32



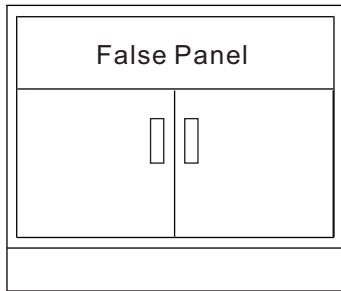
Cabinet Features

Adjustable shelf on all units except all drawer units.


Work surfaces to be ordered separately.

Please specify type of handles required prior to order, i.e. wired pull or recessed pull

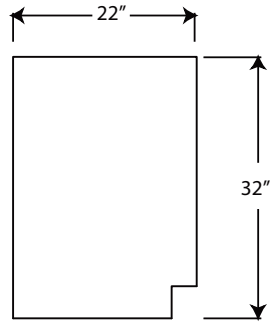
Contact our sales team for further details and drawings.



- PP109-30
- PP109-36
- PP109-42
- PP109-48



- PP1010-30
- PP1010-36
- PP1010-42
- PP1010-48



Section View

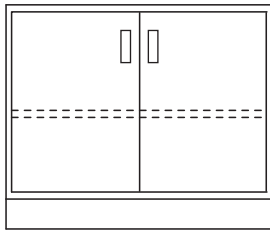
Cabinet Features

Adjustable shelf on all units except all drawer units.

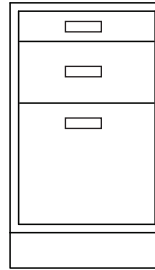
Work surfaces to be ordered separately.

Please specify type of handles required prior to order, i.e. wired pull or recessed pull

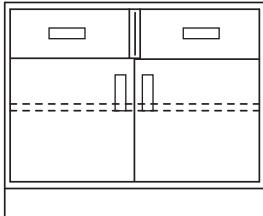
Contact our sales team for further details and drawings.




- PP111-30
- PP111-36
- PP111-42
- PP111-48



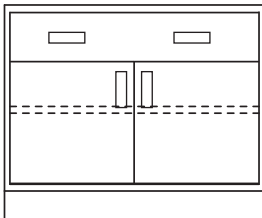
- PP112-15
- PP112-18
- PP112-21
- PP112-24



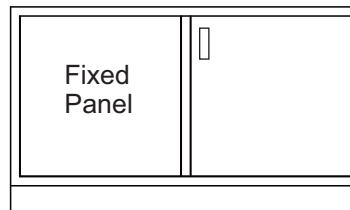
- PP113-30
- PP113-36
- PP113-42
- PP113-48



- PP114-12 PP114-30
- PP114-15 PP114-36
- PP114-18 PP114-42
- PP114-24 PP114-48

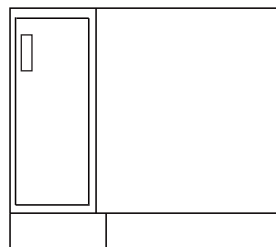


- PP115-30
- PP115-36
- PP115-42
- PP115-48

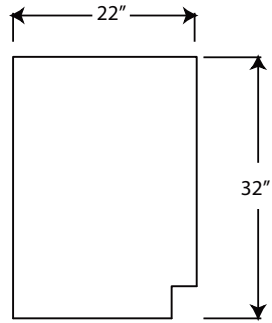


- PP116-L36
- PP116-R36
- PP116-L42
- PP116-R42
- PP116-L48
- PP116-R48

*L= Left Hinge R= Right Hinge



- PP117-32



Section View

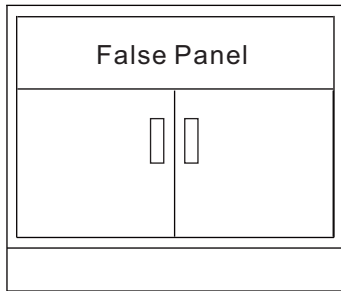
Cabinet Features

Adjustable shelf on all units except all drawer units.


Work surfaces to be ordered separately.

Please specify type of handles required prior to order, i.e. wired pull or recessed pull

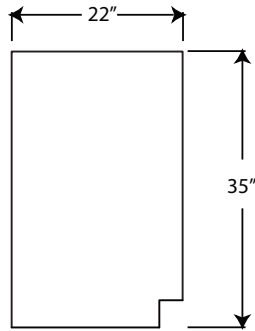
Contact our sales team for further details and drawings.



- PP109-30
- PP109-36
- PP109-42
- PP109-48



- PP1010-30
- PP1010-36
- PP1010-42
- PP1010-48



Section View

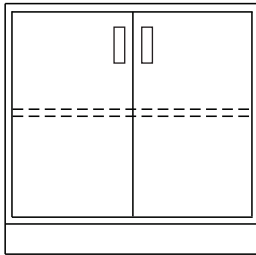
Cabinet Features

Adjustable shelf on all units except all drawer units.


Work surfaces to be ordered separately.

Please specify type of handles required prior to order, i.e. wired pull or recessed pull

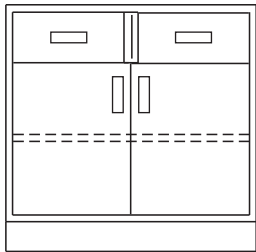
Contact our sales team for further details and drawings.



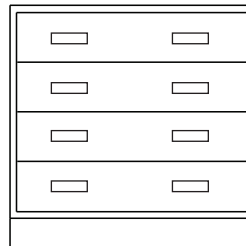
- PP121-30
- PP121-36
- PP121-42
- PP121-48




- PP122-12
- PP122-15
- PP122-18
- PP122-24
- PP122-30
- PP122-36
- PP122-42
- PP122-48



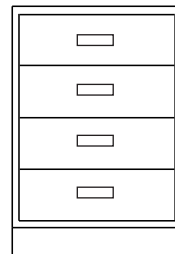
- PP123-30
- PP123-36
- PP123-42
- PP123-48



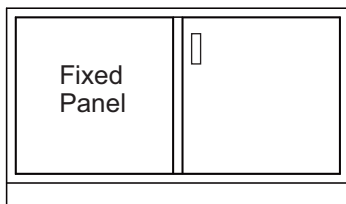
- PP124-30
- PP124-36
- PP124-42
- PP124-48



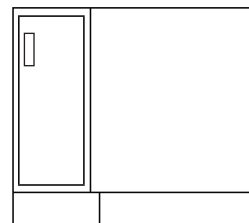
- PP125-30
- PP125-36
- PP125-42
- PP125-48



- PP126-15
- PP126-18
- PP126-21
- PP126-24



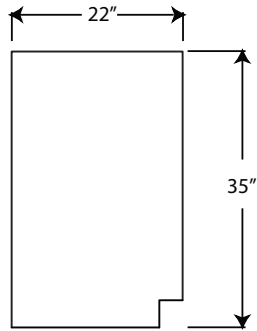
- PP127-L36
- PP127-R36
- PP127-L42
- PP127-R42
- PP127-L48
- PP127-R48



- PP128-L32
- PP128-R32

*L= Left Hinge R= Right Hinge

*L= Left Hinge R= Right Hinge



Section View

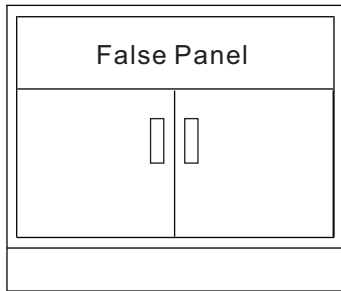
Cabinet Features

Adjustable shelf on all units except all drawer units.

Work surfaces to be ordered separately.

Please specify type of handles required prior to order, i.e. wired pull or recessed pull

Contact our sales team for further details and drawings.




PP129-30

PP129-36

PP129-42

PP129-48

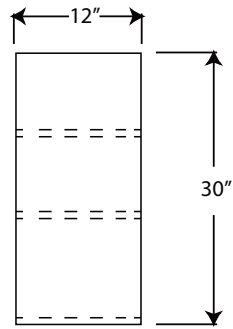


PP1210-30

PP1210-36

PP1210-42

PP1210-48



Section View

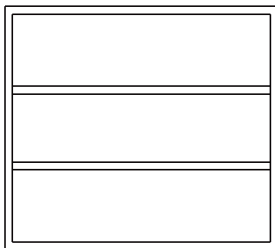
Cabinet Features

Please specify type of handles required prior to order, i.e. wired pull or recessed pull

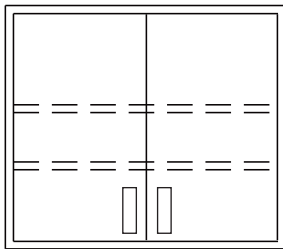
For 16" deep wall cabinets, please add "16" after the model number.

Example: PPW201-3016


Contact our sales team for further details and drawings.




- PPW201-12 PPW201-30
- PPW201-15 PPW201-36
- PPW201-18 PPW201-42
- PPW201-24 PPW201-48



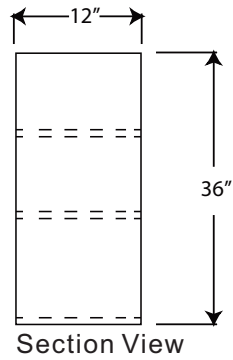
- PPW202-30
- PPW202-36
- PPW202-42
- PPW202-48



- PPW203-30
- PPW203-36
- PPW203-42
- PPW203-48



- PPW204-30
- PPW204-36
- PPW204-42
- PPW204-48




Cabinet Features

Please specify type of handles required prior to order, i.e. wired pull or recessed pull

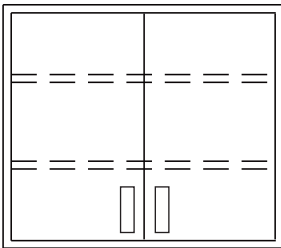
For 16" deep wall cabinets, please add "16" after the model number.

Example: PPW201-3016


Contact our sales team for further details and drawings.




- PPW205-12 PPW205-30
- PPW205-15 PPW205-36
- PPW205-18 PPW205-42
- PPW205-24 PPW205-48



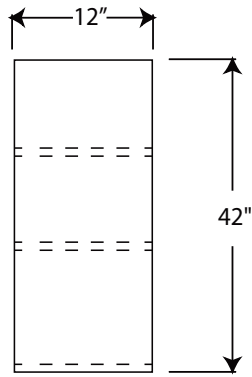
- PPW206-30
- PPW206-36
- PPW206-42
- PPW206-48



- PPW207-30
- PPW207-36
- PPW207-42
- PPW207-48



- PPW208-30
- PPW208-36
- PPW208-42
- PPW208-48



Section View


Cabinet Features

Please specify type of handles required prior to order, i.e. wired pull or recessed pull


For 16" deep wall cabinets, please add "16" after the model number.

Example: PPW201-3016

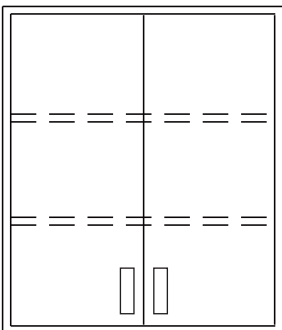
Contact our sales team for further details and drawings.




- PPW209-12 PPW209-30
- PPW209-15 PPW209-36
- PPW209-18 PPW209-42
- PPW209-24 PPW209-48



- PPW210-30
- PPW210-36
- PPW210-42
- PPW210-48



- PPW211-30
- PPW211-36
- PPW211-42
- PPW211-48



- PPW212-30
- PPW212-36
- PPW212-42
- PPW212-48

Cabinet Features

Please specify type of handles required prior to order, i.e. wired pull or recessed pull

Last two digits of model number indicate width of cabinet.

For example: PPT301-30, cabinet is 30" wide x 16" deep.


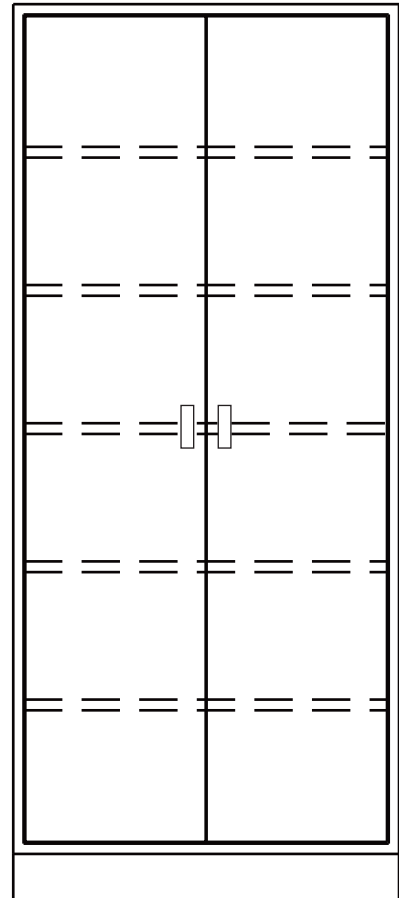
Contact our sales team for further details and drawings.

Hinged Solid Door
Tall Storage Cabinets – 16" Deep

- PPT301-30
- PPT301-36
- PPT301-42
- PPT301-48

Hinged Solid Door
Tall Storage Cabinets – 22" Deep

- PPT302-30
- PPT302-36
- PPT302-42
- PPT302-48



Hinged Framed Glass Door
Tall Storage Cabinets – 16" Deep

- PPT303-30
- PPT303-36
- PPT303-42
- PPT303-48

Hinged Framed Glass Door
Tall Storage Cabinets – 22" Deep

- PPT304-30
- PPT304-36
- PPT304-42
- PPT304-48

TABLES

Table Features

Apron is 4 1/2" high.

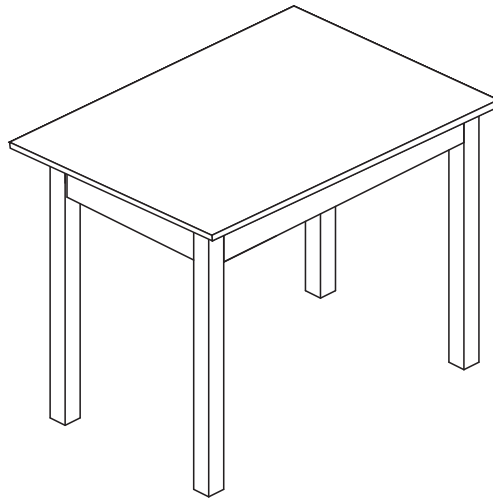
Work surfaces not included.

Please Note: Dimensions shown are actual top sizes,
table assembly is 1" less all around.

Tables come in Sitting Height (28"), ADA Height (32") and
Standing Height (35")

Add desired height to end of each model.

Example: For Standing Height Tables "PTB-3016-35"



24" Deep Table Tops

PPTBH-3024
PPTBH-3624
PPTBH-4224
PPTBH-4824
PPTBH-5424
PPTBH-6024
PPTBH-6624
PPTBH-7224

30" Deep Table Tops

PPTBH-3030
PPTBH-3630
PPTBH-4230
PPTBH-4830
PPTBH-5430
PPTBH-6030
PPTBH-6630
PPTBH-7230

36" Deep Table Tops

PPTBH-3636
PPTBH-4236
PPTBH-4836
PPTBH-5436
PPTBH-6036
PPTBH-6636
PPTBH-7236

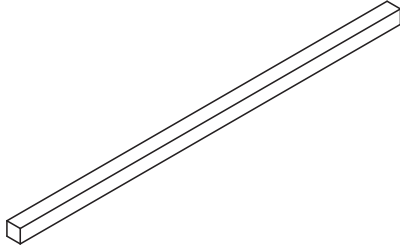
42" Deep Table Tops

PPTBH-4242
PPTBH-4842
PPTBH-5442
PPTBH-6042
PPTBH-6642
PPTBH-7242

48" Deep Table Tops

PPTBH-4848
PPTBH-5448
PPTBH-6048
PPTBH-6648
PPTBH-7248

Table Leg Stretcher

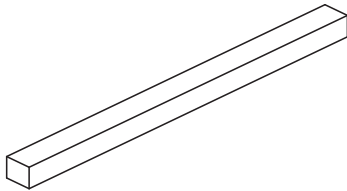


- PPTST-24 PPTST-54
- PPTST-30 PPTST-60
- PPTST-36 PPTST-66
- PPTST-42 PPTST-72
- PPTST-48

Features

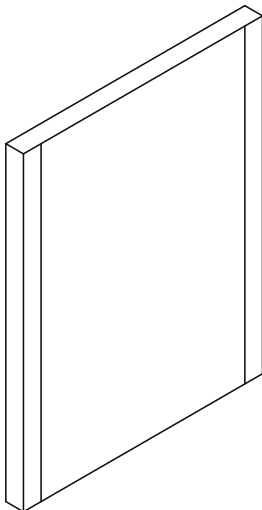
All legs have adjustment bolts and plastic shoes.
 Apron is 4 1/2" high.
 3" casters optional.
 Work surfaces not included.
 Please Note: Dimensions shown are actual top sizes,
 table assembly is 1" less all around.

Table Leg Rail



- PPTGL-22
- PPTGL-28
- PPTGL-34
- PPTGL-40
- PPTGL-46

Panel End Supports



Sitting - 28" High

ADA - 32" High

Standing - 35" High

- PPTPL-2822
- PPTPL-2828
- PPTPL-2829

- PPTPL-3222
- PPTPL-3228
- PPTPL-3229

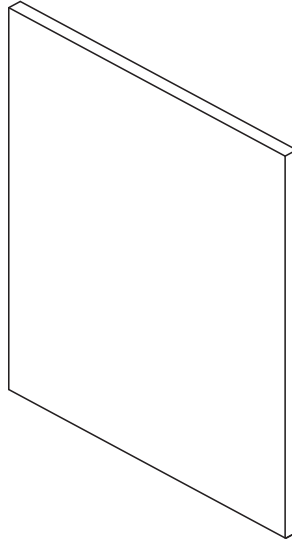
- PPTPL-3522
- PPTPL-3528
- PPTPL-3529

Casework Panels & Accessories

REMOVABLE SPACE PANELS

All fillers are formed to provide an installation free of exposed fasteners.

Fillers designed to be used with standard size casework as shown in this catalog.



Sitting Height 28" High Without Apron

PKS0-12	PKS0-42
PKS0-15	PKS0-48
PKS0-18	PKS0-54
PKS0-21	PKS0-60
PKS0-24	PKS0-66
PKS0-30	PKS0-72
PKS0-36	PKS0-ADJ

ADA Height 32" High Without Apron

PKS1-12	PKS1-42
PKS1-15	PKS1-48
PKS1-18	PKS1-54
PKS1-21	PKS1-60
PKS1-24	PKS1-66
PKS1-30	PKS1-72
PKS1-36	PKS1-ADJ

Standing Height 35" High Without Apron

PKS2-12	PKS2-42
PKS2-15	PKS2-48
PKS2-18	PKS2-54
PKS2-21	PKS2-60
PKS2-24	PKS2-66
PKS2-30	PKS2-72
PKS2-36	PKS2-ADJ

Sitting Height 23 1/2" High With Apron

PKS0-1204	PKS0-4204
PKS0-1504	PKS0-4804
PKS0-1804	PKS0-5404
PKS0-2104	PKS0-6004
PKS0-2404	PKS0-6604
PKS0-3004	PKS0-7204
PKS0-3604	PKS0-ADJ04

ADA Height 27 1/2" High With Apron

PKS1-1204	PKS1-4204
PKS1-1504	PKS1-4804
PKS1-1804	PKS1-5404
PKS1-2104	PKS1-6004
PKS1-2404	PKS1-6604
PKS1-3004	PKS1-7204
PKS1-3604	PKS1-ADJ04

Standing Height 30 1/2" High With Apron

PKS2-1204	PKS2-4204
PKS2-1504	PKS2-4804
PKS2-1804	PKS2-5404
PKS2-2104	PKS2-6004
PKS2-2404	PKS2-6604
PKS2-3004	PKS2-7204
PKS2-3604	PKS2-ADJ04


BASE FILLERS

All fillers are formed to provide an installation free of exposed fasteners.

Fillers designed to be used with standard size casework as shown in this catalog.



Sitting Height 28" High	ADA Height 32" High	Standing Height 35" High
PFRL-01	PFRA-01	PFRH-01
PFRL-02	PFRA-02	PFRH-02
PFRL-03	PFRA-03	PFRH-03
PFRL-04	PFRA-04	PFRH-04
PFRL-05	PFRA-05	PFRH-05
PFRL-06	PFRA-06	PFRH-06
PFRL-07	PFRA-07	PFRH-07
PFRL-08	PFRA-08	PFRH-08
PFRL-13	PFRA-13	PFRH-13
PFRL-14	PFRA1-14	PFRH-14




Base - Corner Filler		
Sitting Height 29" High	ADA Height 33" High	Standing Height 35" High
PFCL-01	PFCA-01	PFCH-01
PFCL-02	PFCA-02	PFCH-02

WALL FILLER - FRONT

All fillers are formed to provide an installation free of exposed fasteners.

Fillers designed to be used with standard size casework as shown in this catalog.



**Wall Cabinet
30" High
12" Deep**

PFWL-3001
PFWL-3002
PFWL-3003
PFWL-3004
PFWL-3005
PFWL-3006

**Wall Cabinet
36" High
12" Deep**

PFWL-3601
PFWL-3602
PFWL-3603
PFWL-3604
PFWL-3605
PFWL-3606

**Wall Cabinet
42" High
12" Deep**

PFWL-4201
PFWL-4202
PFWL-4203
PFWL-4204
PFWL-4205
PFWL-4206

**Wall Cabinet
30" High
16" Deep**

PFWH-3001
PFWH-3002
PFWH-3003
PFWH-3004
PFWH-3005
PFWH-3006

**Wall Cabinet
36" High
16" Deep**

PFWH-3601
PFWH-3602
PFWH-3603
PFWH-3604
PFWH-3605
PFWH-3606

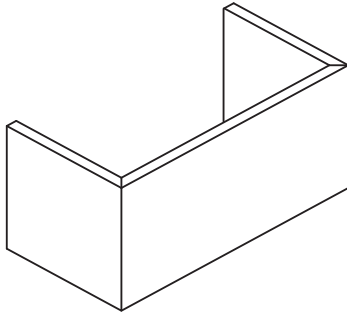
**Wall Cabinet
42" High
16" Deep**

PFWH-4201
PFWH-4202
PFWH-4203
PFWH-4204
PFWH-4205
PFWH-4206

CEILING ENCLOSURES

All fillers are formed to provide an installation free of exposed fasteners.

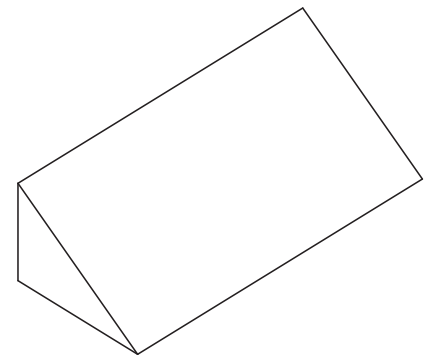
Fillers designed to be used with standard size casework as shown in this catalog.



12" Deep	16" Deep	18" Deep	22" Deep	24" Deep
PP530-1212	PP536-1612	PP537-1812	PP538-2212	PCF-2412
PP530-1215	PP536-1615	PP537-1815	PP538-2215	PCF-2415
PP530-1218	PP536-1618	PP537-1818	PP538-2218	PCF-2418
PP530-1221	PP536-1621	PP537-1821	PP538-2221	PCF-2421
PP530-1224	PP536-1624	PP537-1824	PP538-2224	PCF-2424
PP530-1230	PP536-1630	PP537-1830	PP538-2230	PCF-2430
PP530-1236	PP536-1636	PP537-1836	PP538-2236	PCF-2436
PP530-1242	PP536-1642	PP537-1842	PP538-2242	PCF-2442
PP530-1248	PP536-1648	PP537-1848	PP538-2248	PCF-2448
PP530-1254	PP536-1654	PP537-1854	PP538-2254	PCF-2454
PP530-1260	PP536-1660	PP537-1860	PP538-2260	PCF-2460
PP530-1266	PP536-1666	PP537-1866	PP538-2266	PCF-2466
PP530-1272	PP536-1672	PP537-1872	PP538-2272	PCF-2472

ANGLED SLOPE TOP

12" Deep	16" Deep	18" Deep	22" Deep	24" Deep
PP526-1212	PP522-1612	PP527-1812	PP524-2212	PP528-2412
PP526-1215	PP522-1615	PP527-1815	PP524-2215	PP528-2415
PP526-1218	PP522-1618	PP527-1818	PP524-2218	PP528-2418
PP526-1221	PP522-1621	PP527-1821	PP524-2221	PP528-2421
PP526-1224	PP522-1624	PP527-1824	PP524-2224	PP528-2424
PP526-1230	PP522-1630	PP527-1830	PP524-2230	PP528-2430
PP526-1236	PP522-1636	PP527-1836	PP524-2236	PP528-2436
PP526-1242	PP522-1642	PP527-1842	PP524-2242	PP528-2442
PP526-1248	PP522-1648	PP527-1848	PP524-2248	PP528-2448
PP526-1254	PP522-1654	PP527-1854	PP524-2254	PP528-2454
PP526-1260	PP522-1660	PP527-1860	PP524-2260	PP528-2460
PP526-1266	PP522-1666	PP527-1866	PP524-2266	PP528-2466
PP526-1272	PP522-1672	PP527-1872	PP524-2272	PP528-2472





SAI SYSTEMS

Scientifically Advanced Interiors

Toll Free: (866) 527-2970

sales@saisns.com

www.saisns.com

BURNABY

TORONTO

HALIFAX